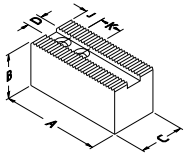
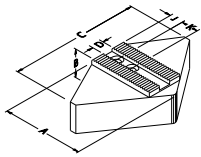


Zachte klauwen (vertand 1.5mm x 60°)



recht

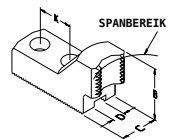
TYPE	A	B	C	D	K+J BOUT	P	KG/SET	MATERIAAL
BO15	165	80	60	22	43+37 M20		15.2	staal
BC15	165	100	60	22	43+37 M20		19.0	staal
DJ15	165	125	60	22	43+37 M20		24.0	staal
BE15	145	100	100	22	43+37 M20		28.0	staal
BF15	205	80	60	22	43+37 M20		35.0	staal



segment omkeerbaar

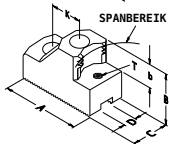
TYPE	A	B	C	D	K+J BOUT	P	KG/SET	MATERIAAL
CN38	152	76	280	22	43+37 M20		48.0	staal
HN38	152	76	280	22	43+37 M20		16.0	aluminium
HN39	152	100	280	22	43+37 M20		21.1	aluminium

Harde klauwen (vertand 1.5mm x 60°)



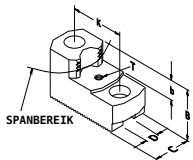
grijpklauwen - buitenspanning

TYPE	SPANBEREIK	B	C	D	K	b	T
LF05	57 - 159	79	60	22	43	33	M8
LF10	108 - 214						
LF16	169 - 277						
LF22	230 - 338						
LF28	289 - 398						
LF34	348 - 458						



grijpklauwen - binnenspanning

TYPE	SPANBEREIK	B	C	D	K	b	T
MF10	109 - 214	79	60	22	43	33	M8
MF16	169 - 277						
MF22	232 - 340						
MF28	289 - 398						
MF34	348 - 458						



omkeerbare klauwen type A

TYPE	A	B	C	D	K	S1	S2
GT15	140	90	60	22	43	22	22

