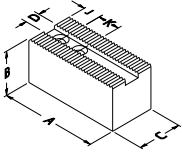


# SEOAM CGH-10

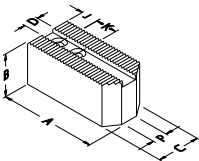
## Zachte klauwen (vertand 1.5mm x 60°)

### recht



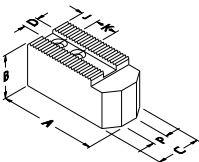
TYPE	A	B	C	D	K+J BOUT	P	KG/SET	MATERIAAL
BO10	110	40	40	16	30+30 M12		3.4	staal
AA10	110	51	38	16	30+30 M12		1.7	aluminium
BR10	110	60	40	16	30+30 M12		4.5	staal
DJ10	110	80	40	16	30+30 M12		6.5	staal
BD10	110	100	40	16	30+30 M12		8.5	staal
AB10	110	76	38	16	30+30 M12		2.5	aluminium
AC10	110	102	38	16	30+30 M12		3.3	aluminium
DK10	90	60	40	16	30+21 M12		4.2	staal

### aangeschuind



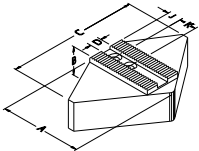
TYPE	A	B	C	D	K+J BOUT	P	KG/SET	MATERIAAL
BA10	110	40	40	16	30+30 M12	5	3.1	staal
PT10	125	40	40	16	30+30 M12	5	4.5	staal

### aangeschuind met verlengde punt



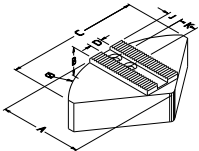
TYPE	A	B	C	D	K+J BOUT	P	KG/SET	MATERIAAL
DK11	110	60	40	16	30+21 M12	10	5.2	staal

### segment omkeerbaar



TYPE	A	B	C	D	K+J BOUT	P	KG/SET	MATERIAAL
CN25	102	64	170	16	30+20 M12		20.0	staal
HN25	102	64	170	16	30+20 M12		7.0	aluminium
HN26	102	100	170	16	30+20 M12		10.9	aluminium

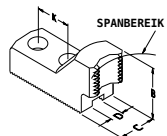
### segment



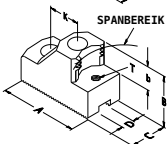
TYPE	A	B	C	D	K+J BOUT	P	KG/SET	MATERIAAL
SG10	122	76	Ø254	16	30+27 M12		29.0	staal
AG10	122	76	Ø254	16	30+27 M12		13.0	aluminium

## Harde klauwen (vertand 1.5mm x 60°)

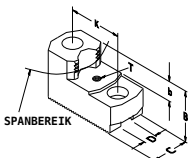
### grijpklauwen - buitenspanning



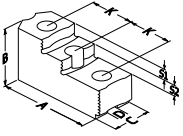
TYPE	SPANBEREIK	B	C	D	K	b	T
KK25	32 - 66	49	40	16	30		
LC04	52 - 89	59	50	21	30	25	M8
LC08	89 - 132						
LC13	132 - 175						
LC17	175 - 214						



### grijpklauwen - binnenspanning



TYPE	SPANBEREIK	B	C	D	K	b	T
MC06	69 - 107	59	50	21	30	25	M8
MC10	107 - 148						
MC14	148 - 188						
MC18	188 - 226						



### omkeerbare klauwen type A

TYPE	A	B	C	D	K	S1	S2
GT10	99	60	40	16	30	15	15