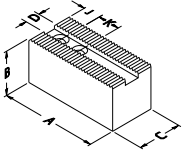


SEOAM CGH-08

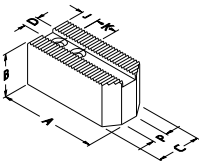
Zachte klauwen (vertand 1.5mm x 60°)

recht



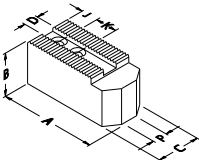
TYPE	A	B	C	D	K+J BOUT	P	KG/SET	MATERIAAL
BQ08	90	35	35	14	25+20 M12		2.2	staal
BO08	95	40	35	14	25+25 M12		2.7	staal
AA08	95	44	32	14	25+25 M12		1.1	aluminium
BB08	95	50	35	14	25+25 M12		3.4	staal
BC08	95	60	35	14	25+25 M12		4.0	staal
DJ08	95	80	35	14	25+25 M12		5.4	staal
AB08	95	76	32	14	25+25 M12		1.9	aluminium
AC08	95	102	32	14	25+25 M12		2.5	aluminium

aangeschuind



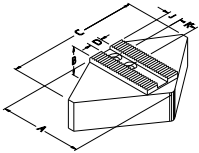
TYPE	A	B	C	D	K+J BOUT	P	KG/SET	MATERIAAL
BA08	95	35	35	14	25+25 M12	5	2.4	staal
PT08	102	40	35	14	25+20 M12	5	2.9	staal

aangeschuind met verlengde punt



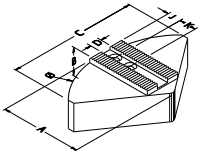
TYPE	A	B	C	D	K+J BOUT	P	KG/SET	MATERIAAL
CK08	85	40	35	14	25+20 M12	15	2.2	staal
CK09	95	40	35	14	25+20 M12	15	2.7	staal

segment omkeerbaar



TYPE	A	B	C	D	K+J BOUT	P	KG/SET	MATERIAAL
CN20	89	64	150	14	25+15 M12		14.0	staal
HN20	76	64	150	14	25+15 M12		5.0	aluminium
HN21	76	100	150	14	25+15 M12		7.8	aluminium

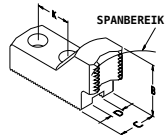
segment



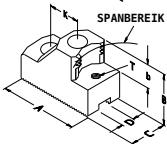
TYPE	A	B	C	D	K+J BOUT	P	KG/SET	MATERIAAL
SG08	99	76	Ø210	14	25+25 M12		20.0	staal
AG08	99	76	Ø210	14	25+25 M12		9.8	aluminium

Harde klauwen (vertand 1.5mm x 60°)

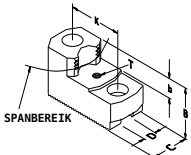
grijpklauwen - buitenspanning



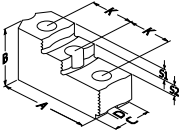
TYPE	SPANBEREIK	B	C	D	K	b	T
KK20	28 - 46	49	40	14	25		
LB03	51 - 72	49	40	14	25	20	M6
LB06	78 - 100						
LB09	106 - 130						
LB12	133 - 154						



grijpklauwen - binnenspanning



TYPE	SPANBEREIK	B	C	D	K	b	T
MB06	68 - 88	49	40	14	25	20	M6
MB08	97 - 120						
MB11	129 - 153						
MB14	158 - 180						



omkeerbare klauwen type A

TYPE	A	B	C	D	K	S1	S2
GT08	86	50	35	14	25	11	11